


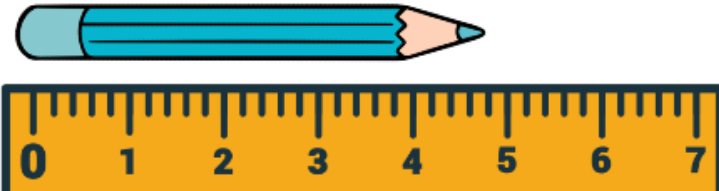
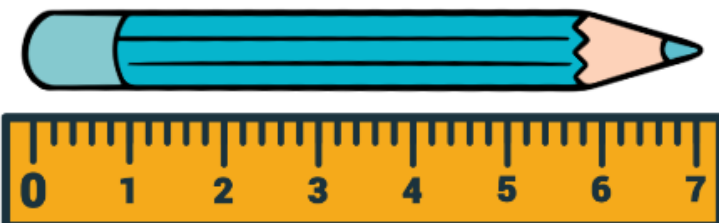












## Year 1 Worksheet 10: Measurement

Question 1: Measure the length of each pencil and write it in the box.

	<input type="text"/>
	<input type="text"/>
	<input type="text"/>
	<input type="text"/>
	<input type="text"/>












Question 2: Observe the given sets of pictures.  
Circle the one that is taller in each set.



Question 3: Which one is it? Number the following groups with 1, 2, and 3 to show which one is long, longer, and longest.

<input type="checkbox"/>	
<input type="checkbox"/>	
<input type="checkbox"/>	
<input type="checkbox"/>	
<input type="checkbox"/>	
<input type="checkbox"/>	
<input type="checkbox"/>	
<input type="checkbox"/>	
<input type="checkbox"/>	



Question 4: Measure each object using paper clips.  
Write the correct answer in the box.

1.



paper clips



2.



paper clip



3.



paper clips



4.



paper clips





# Personalised English & Math Tutoring




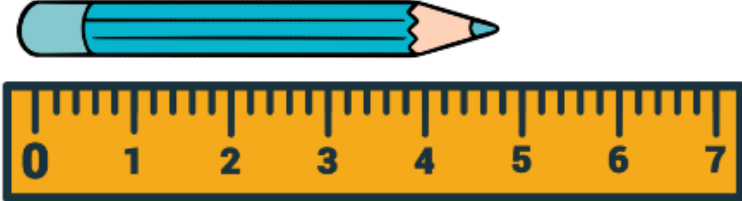
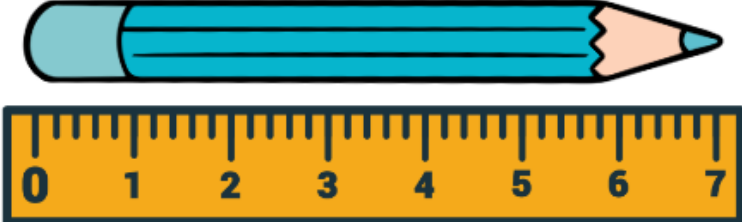
Redeem Free Assessment











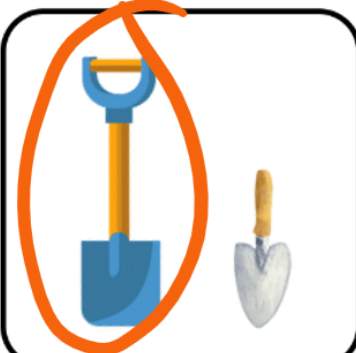

## Answer Key

Question 1: Measure the length of each pencil and write it in the box.

	<input type="text" value="4"/>
	<input type="text" value="2"/>
	<input type="text" value="1"/>
	<input type="text" value="5"/>
	<input type="text" value="7"/>





Question 2: Observe the given sets of pictures.  
Circle the one that is taller in each set.


		
		
		





Question 3: Which one is it? Number the following groups with 1, 2, and 3 to show which one is long, longer, and longest.


1 


3 


2 


3 

1 

2 

2 

1 

3 





Question 4: Measure each object using paper clips. Write the correct answer in the box.

1.   paper clips



2.   paper clip



3.   paper clips



4.   paper clips

