










## Worksheet 3: Counting and Matching Numbers

Question 1: Count the objects and color the correct number.


	<p>1</p>		<p>6</p>
	<p>2</p>		<p>7</p>
	<p>3</p>		<p>8</p>
	<p>3</p>		<p>7</p>
	<p>4</p>		<p>8</p>
	<p>5</p>		<p>9</p>
	<p>4</p>		<p>8</p>
	<p>5</p>		<p>9</p>
	<p>6</p>		<p>10</p>



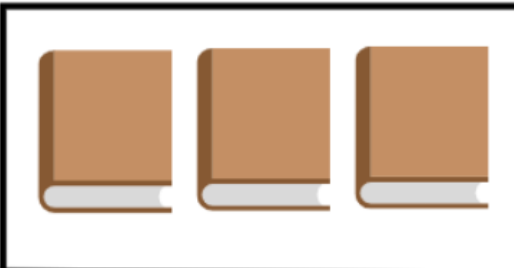
Question 2: Circle the correct number of images.



**4      7      10**



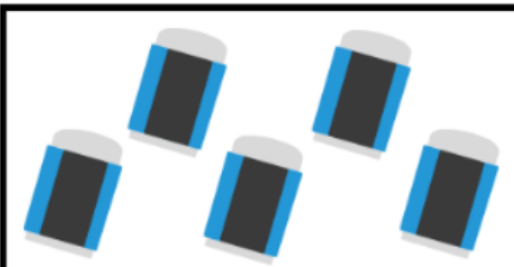
**4      6      8**




**5      3      9**



**0      1      2**



**2      9      5**



**9      5      8**



Question 3: Connect each dice to its matching numeral and popsicle sticks.



4



2



6



1



3


















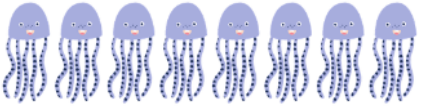






5





Question 4: Count and write the numbers.

 <input type="text"/>	 <input type="text"/>
 <input type="text"/>	 <input type="text"/>
 <input type="text"/>	 <input type="text"/>
 <input type="text"/>	 <input type="text"/>
 <input type="text"/>	 <input type="text"/>
 <input type="text"/>	 <input type="text"/>
 <input type="text"/>	 <input type="text"/>
 <input type="text"/>	 <input type="text"/>
 <input type="text"/>	 <input type="text"/>
 <input type="text"/>	 <input type="text"/>
 <input type="text"/>	 <input type="text"/>



# Personalised English & Math Tutoring

Redeem Free Assessment













# Answer Key


Question 1:


	<p>1</p> <p>2</p> <p>3</p>		<p>6</p> <p>7</p> <p>8</p>
	<p>3</p> <p>4</p> <p>5</p>		<p>7</p> <p>8</p> <p>9</p>
	<p>4</p> <p>5</p> <p>6</p>		<p>8</p> <p>9</p> <p>10</p>




Question 2:


<b>4      7      10</b>


<b>4      6      8</b>


<b>5      3      9</b>


<b>0      1      2</b>


<b>2      9      5</b>


<b>9      5      8</b>



Question 3:























The image shows a matching exercise with three columns. The first column contains six dice faces with 1, 2, 3, 4, 5, and 6 dots. The second column contains the numbers 4, 2, 6, 1, 3, and 5. The third column contains hand gestures for 4, 2, 3, 1, 5, and 4. Orange lines connect each dice face to its corresponding number and hand gesture.

Dice Face	Number	Hand Gesture
1 dot	1	One hand showing one finger
2 dots	2	Two hands showing two fingers
3 dots	3	Three hands showing three fingers
4 dots	4	Four hands showing four fingers
5 dots	5	Five hands showing five fingers
6 dots	6	Six hands showing six fingers





Question 4:

	1
	3
	5
	4
	2
	6
	8
	7
	10
	10
	6
	4
	1
	5
	3
	2
	4
	1
	6
	8
	5
	2